


STEVI® 440 / 441 / 445 / 446




The classic STEVI® Your economical control valve.

- ▶ Straight through
- ▶ DN15 – DN250
- ▶ PN16 – PN40
- ▶ Temperature -60°C up to 450°C
- ▶ Parabolic plug, precision guided stem
- ▶ Rangeability 50:1
- ▶ Burnished stem
- ▶ Spring loaded PTFE-V-ring unit
- ▶ Body material
 - EN-JL 1040
 - EN-JS 1049
 - 1.0619+N
 - 1.4408
- ▶ Electric and pneumatic actuators
- ▶ Optional
 - stainless steel bellows seal
 - parabolic plug with PTFE-soft sealing

STEVI® 440 / 441 / 445 / 446

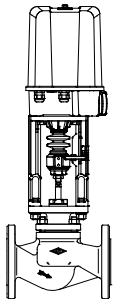


Flexibility through diversity:
STEVI 440 ANSI with screwed
sockets and socket weld ends

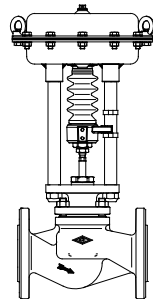


Steam seal options for flexibility
(here: PTFE V-rings unit)

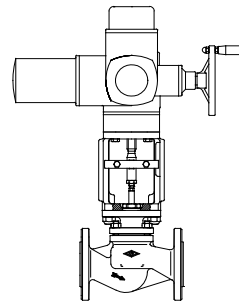
STEVI® 440 / 441 / 445 / 446



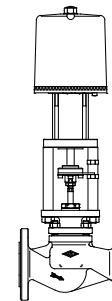
▶ 440 Control valve with electric actuator PREMIO 2,2 - 15kN



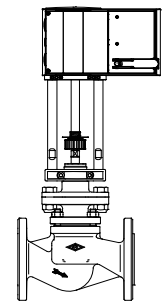
▶ 440 Control valve with pneumatic actuator DP 32 - 34



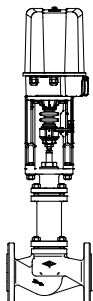
▶ 440 Control valve with electric actuator AUMA



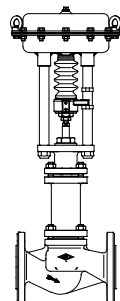
▶ 440 Control valve with electric actuator FR2 (with safety reset)



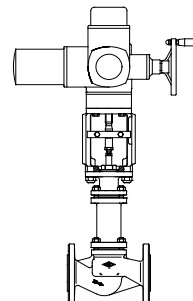
▶ 440 Control valve with electric actuator FR1.2 (with safety reset)



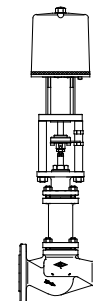
▶ 441 with bellows seal electric actuator PREMIO 2,2 - 15kN



▶ 441 Control valve with bellows seal and electric actuator DP 32 - 34



▶ 441 Control valve with bellows seal and electric actuator AUMA



▶ 441 Control valve with bellows seal and electric actuator FR2 (safety reset)